




GPS RECEIVER



PERFORMANCE

	NGPS-01-422	CUBESAT GPS RECEIVER
FUNCTIONAL CHARACTERISTICS		
Position accuracy	<10 m (3D RMS)	<10 m (3D RMS)
Velocity accuracy	< 25 cm/s (3D RMS)	< 25 cm/s (3D RMS)
Update rate	1 Hz	1 Hz
Operating frequency	L1 (1575.42 MHz)	L1 (1575.42 MHz)
PHYSICAL CHARACTERISTICS		
Dimensions	155mm x 76mm x 34mm (excluding connectors)	96mm x 96mm x 15mm
Mass	490 g	110 g
Power	1.5 W (including active antenna)	1 W (including active antenna)
ENVIRONMENTAL CHARACTERISTICS		
Thermal (operational)	-10°C to +50°C	-10°C to +50°C
Vibration (qualification)	14g RMS (qualification levels)	14g RMS
Radiation (TID)	10 krad (component level)	10 krad total dose (component level)
INTERFACES		
Power supply	24 to 36V unregulated (isolated)	5 V and 3.3 V
Data	RS422 UART	RS422 UART
Connector	SMA female (antenna), D-Sub standard density 9 pin (power) & D-Sub high density 26 pin (communication)	PC 104
Mechanical	4 x M4 mounting holes	CubeSat PC 104 form factor

CONFIGURATION MANAGEMENT: Specifications are subject to change. Please refer to latest version.

	NANT-PTCL1
FUNCTIONAL CHARACTERISTICS	
Frequency	1575.42 MHz
Bandwidth	20 MHz
-3 dB beamwidth	≥100° (phi = 0°); ≥100° (phi = 90°)
Reflection coefficient	≤ -5 dB
VSWR	< 1.46:1
Impedance	50 Ohm [matched]
Active gain (RHC)	≥ 16 dBi
Polarization	Right Hand Circular [RHCP]
Noise figure	< 2 dB
Axial Ratio	< 4 dB
PHYSICAL CHARACTERISTICS	
Dimensions	54 mm x 54 mm x 14.1 mm ³
Mass	78 g
Power	80 mW
ENVIRONMENTAL CHARACTERISTICS	
Thermal (operational)	-25°C to +55°C operating, -30°C to +75°C non-operating
Vibration (qualification)	14g RMS (all axes)
Radiation (TID)	10krad total dose (component level)
INTERFACES	
Power supply	5V DC nominal
Connector	50 Ω SMA female
Mechanical	4 x M3 through hole

GPS RECEIVER



FEATURES

- Hardware receiver
- 12-channel L1 receiver
- Small size and low mass
- Radiation tolerant COTS
- Simple to interface

APPLICATIONS

- Accurate determination of orbital position
- Accurate knowledge of time
- Orbit maneuvers
- Time and/or position stamping of payload data

QUALIFICATION

The COTS chipset utilised in the NewSpace GPS Receiver has been flying for more than a decade. Fifteen flight model units have been commissioned for build and launch in 2017 alone.

UTILITY

The NewSpace Systems (NSS) GPS Receiver is a 12-channel hardware-based receiver which utilises a well-established GPS chipset.

This GPS chipset has been successfully flown by a number of organisations over many years. Targeted towards low-cost SmallSat constellations, it has been adapted for space altitude and velocity through the use of custom software modifications.

The NSS GPS includes an unregulated, isolated 28 V power input and differential interfaces. It employs latch-up detection/protection and a watchdog timer for increased reliability and robustness.

If required by the client, the NSS team can also supply an active GPS patch antenna with the receiver. Additionally, the GPS circuitry at the heart of the receiver can also be deployed as a single mezzanine board to accompany the NSS CubeSat ACS board.

